

PROIN ER™ gets dogs back where they belong.

Remove the barriers UI causes.

FDA-approved PROIN ER (phenylpropanolamine hydrochloride extended-release tablets) is the first-line medication for treating canine urinary incontinence (UI) due to urethral sphincter hypotonus.




PROIN ER™ (phenylpropanolamine hydrochloride extended-release tablets)

Once-A-Day-Dosage | Available in 30 ct. & 90 ct. bottles



PROIN ER™ Approved by FDA under NADA #141-517 | ©2025 PRN Pharmacal, Inc. All rights reserved.

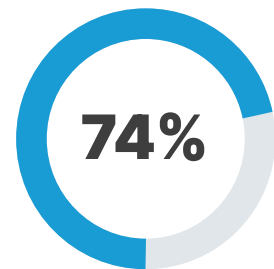
PRN
PHARMACAL



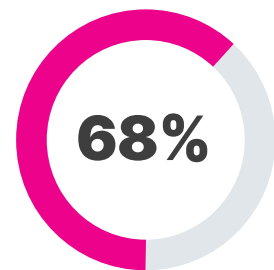
UI creates barriers between dogs and their owners

Inappropriate urination is a common problem for dogs, especially as they age. Spayed female dogs tend to be more prone to urinary incontinence. Urinary incontinence (UI) due to urethral sphincter hypotonus causes dogs to urinate uncontrollably while they are sleeping or resting, which can cause worry for both dogs and their owners.

**Up to
1 in 5**
spayed female dogs may develop urinary incontinence.¹



of dog owners indicate leaking would impact "sharing" space with their dog.²



of dog owners indicate "leaking" would affect decisions about whether to include their dog in personal activities.²

¹ Von Goethem B, Schaeffers-Okkens A, Kirpensteijn J. Making a rational choice between ovariectomy and ovariohysterectomy in the dog: a discussion of the benefits of either technique. *Vet Surg* 2006; 35:136-143.

² Consumer Dog Owner survey conducted by PRN Pharmacal, December 2022.

PROIN ER™ (phenylpropranolamine hydrochloride extended-release tablets)

Once-A-Day-Dosage
Available in 30 ct. & 90 ct. bottles

One small pill a day can help

PROIN ER (phenylpropranolamine hydrochloride extended-release tablets) is the only once-a-day, FDA-approved treatment of canine UI due to urethral sphincter hypotonus.

The convenience of once-daily dosing can improve pet owner compliance and make treatment more sustainable.³ Plus, the small size of **PROIN ER** makes medication time easier for dogs and pet owners.

³ Barter LS et al. 2015; Adams VJ et al. *J Small Anim Pract.* 2005.



First-Line UI Treatment

As the only once-a-day FDA-approved medication for the control of canine UI, PROIN ER is proven to be safe and effective.

The PROIN ER advantage



Treatment Compliance

Simple once-daily dosing helps clients adhere to treatment, which can improve patient outcomes.³



Cost-Effective

Lower cost of treatment can make quality care more accessible and offer long-term affordability for pet owners.



Consistent Control

Patented extended-release technology provides controlled delivery that ensures steady absorption, reducing the occurrence of UI episodes.



Broad Tolerability

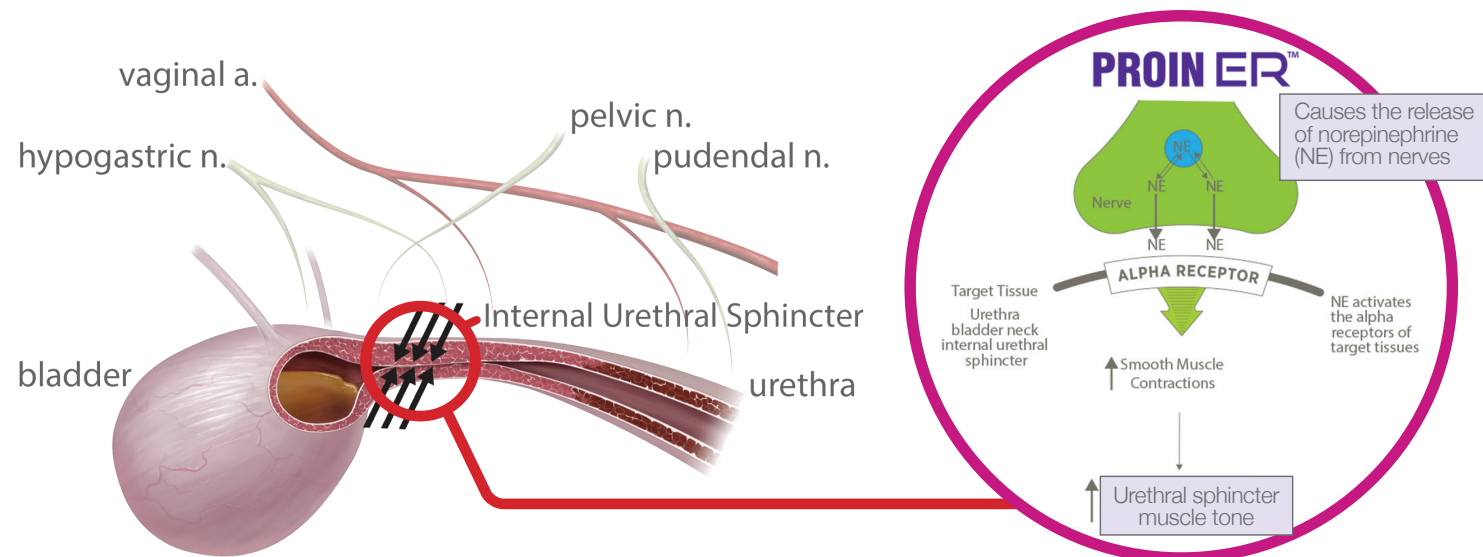
Formulated with hydrolyzed protein, making it a safer option for dogs with dietary sensitivities.*

*While hydrolyzed proteins reduce the risk of immunologic reactivity, individual sensitivities may still occur.

PROIN ER™ (phenylpropanolamine hydrochloride extended-release tablets)

PROIN ER increases urethral sphincter muscle tone to help prevent urinary leakage

Urethral Sphincter with PROIN ER

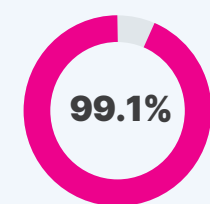


Clinically proven to be safe and effective

In a multi-centered clinical field study, PROIN ER (2.8 mg/kg/day dose) was administered to 105 client-owned dogs with UI. Study participants were previously treated with a baseline therapy of twice-daily immediate-release phenylpropanolamine.

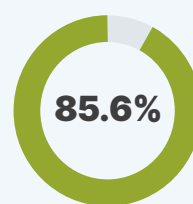
The study demonstrated that treatment with PROIN ER administered orally once a day was safe and effective for the control of UI due to urethral sphincter hypotonus.

Key Findings



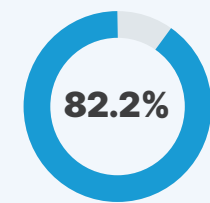
Quick Response:

99.1% of owners observed maintained or improved continence control within 28 days of PROIN ER administration.



Superior Reduction in UI Occurrences:

Compared to the baseline, patients taking PROIN ER had an 85.6% reduction in average daily UI episodes.



High Acceptance From Pet:

82.2% of patients voluntarily consumed a dose of PROIN ER when given with or without a small amount of food.

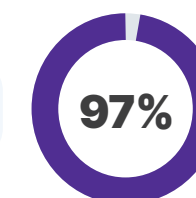


Simple to dose and easy for clients to administer

Our weight-band dosing makes prescribing PROIN ER easy. The recommended dosage is 2 to 4 mg/kg (0.9 to 1.8 mg/lb.) of body weight once daily. Once this 24-hour dose is determined, a single PROIN ER tablet matching that dose should be given one time a day. Administer PROIN ER with food. Do not split or crush tablets.



Small tablet. Once a day.
Actual size of PROIN ER.



of dog owners prefer once-daily dosing.¹

¹ Consumer Dog Owner survey conducted by PRN Pharmacal, December 2022

IMPORTANT SAFETY INFORMATION:

For oral use in dogs only. Not for human use. Keep out of reach of children. If accidentally ingested by humans, contact a physician immediately.

The most commonly reported side effects were vomiting, loss of appetite, diarrhea, excessive salivation, agitation, tiredness, vocalization, confusion, increased water consumption, weight loss, weakness, fever, panting, and reversible changes in skin color (flushing or bright pink). Abnormal gait, seizures or tremors, as well as liver enzyme elevations, kidney failure, blood in urine and urine retention have been reported. In some cases death, including euthanasia has been reported. Sudden death was sometimes preceded by vocalization or collapse.

Instances of dogs chewing through closed vials of PROIN® and eating the vial contents have been reported, in some cases resulting in overdose. Keep the product in a secured storage area out of the reach of pets in order to prevent accidental ingestion or overdose, as dogs may willingly consume more than the recommended dosage of PROIN® Chewable Tablets or PROIN ER™ tablets. Contact your veterinarian immediately if the dog ingests more tablets than prescribed or if other pets ingest PROIN® Chewable Tablets or PROIN ER™ tablets.

PROIN® and PROIN ER™ may cause elevated blood pressure and should be used with caution in dogs with pre-existing heart disease, high blood pressure, liver disease, kidney insufficiency, diabetes, glaucoma, and other conditions associated with high blood pressure. Dogs may transition from PROIN® Chewable Tablets to PROIN ER™ without a break in administration. However, do not alternate PROIN ER™ with PROIN® Chewable Tablets because the effectiveness and safety of interchangeable use have not been evaluated.

The safe use of PROIN® and PROIN ER™ in dogs used for breeding purposes, during pregnancy or in lactating bitches, has not been evaluated. Contact your veterinarian if you notice restlessness or irritability, loss of appetite, the incontinence persists or worsens, or any other unusual signs. See prescribing information for complete details regarding adverse events, warning and precautions or visit prnpharmaceutical.com.

PROIN ER™ (phenylpropanolamine hydrochloride extended-release tablets)

PROIN ER versus alternative therapies

On an average, only 12% of canine UI cases require a second line treatment compared to 20-30% treated with Estrogen Therapy.⁴

Category	PROIN ER	Estrogen Therapy
Role in Treatment	First-line therapy per ACVIM 2024 Consensus ⁵	Considered second-line or alternative ⁵
Mechanism	Strengthens urethral sphincter tone (α -adrenergic agonist) for both male and female dogs.	Hormone replacement (short-acting estrogen). Limited to treatment in female dogs.
Dosing	Once-daily, weight-banded dosing (no titration)	Daily dosing with titration required
Consistency	Reliable, predictable control	Variable response; ~20-30% non-responders
Safety & Tolerability	Well-tolerated long-term; no estrogenic side effects	Contraindicated in intact/breeding females, estrogen-sensitive tumors; adverse effects: vulvar swelling, mammary changes
Monitoring	Routine recheck for efficacy/tolerance	Frequent reassessment due to titration & side effects
Client Compliance	Simple once-daily dosing supports adherence	Dose changes + monitoring increase owner burden
Economics & Value	Predictable cost, fewer rechecks, consistent outcomes	Hidden costs from titration, rechecks, & treatment failures

⁴Kynetec 2022 Urinary Incontinence in Canine Survey.

⁵Kendall A, Byron JK, Westropp JL, Coates JR, Vaden S, Adin C, Oetelaar G, Bartges JW, Foster JD, Adams LG, Olby N, Berent A. ACVIM consensus statement on diagnosis and management of urinary incontinence in dogs. *J Vet Intern Med.* 2024 Mar-Apr;38(2):878-903. doi: 10.1111/jvim.16975. Epub 2024 Jan 13. PMID: 38217372; PMCID: PMC10937496

PROIN ER™ (phenylpropanolamine hydrochloride extended-release tablets)

For oral use in dogs only

CAUTION: Federal law restricts this drug to use by or on the order of a licensed veterinarian.

DESCRIPTION: PROIN ER (phenylpropanolamine hydrochloride extended-release tablets) is a sympathomimetic amine closely related to epinephrine. Phenylpropanolamine hydrochloride (PPA) is the nonproprietary designation for benzenemethanediol, α -(1-aminooethyl)-hydrochloride, (R, S)-, (±). The empirical formula is C₁₁H₁₅NO•HCl and the molecular weight is 187.67. It is a white crystalline compound having a slight aromatic odor. PPA is freely soluble in water and alcohol but is practically insoluble in ether, benzene and chloroform. The chemical structure of phenylpropanolamine hydrochloride is:

INDICATION: For the control of urinary incontinence due to urethral sphincter hypotonus in dogs.

DOSE AND ADMINISTRATION: The recommended dosage is 2 to 4 mg/kg (0.9 to 1.8 mg/lb) of body weight once daily according to Table 1 below. Administer PROIN ER with food (see **Clinical Pharmacology**). **Do not split or crush tablets.** Dogs weighing less than 10 pounds cannot be safely dosed because tablet administration would result in a dose over 4 mg/kg.

Table 1. Dose Administration*

Body weight in pounds	PROIN ER
10-20	18 mg
21-40	38 mg
41-80	74 mg
81-125 ^b	145 mg

*Body weight should be rounded to the nearest pound.

^bDogs exceeding 125 lbs should receive the appropriate combination of tablets to achieve the recommended dosage.

Dogs may transition from PROIN® Chewable Tablets to PROIN ER without a break in administration. However, do not alternate PROIN ER with PROIN Chewable Tablets because the effectiveness and safety of interchangeable use have not been evaluated.

WARNINGS: Not for human use. Keep out of reach of children. Consult a physician in case of accidental ingestion by humans. Keep PROIN ER in a secured location out of reach of dogs, cats, and other animals to prevent accidental ingestion or overdose.

PRECAUTIONS: PROIN ER may mask signs of incontinence due to urinary tract infection. PROIN ER is not effective in dogs with incontinence due to neurologic disease or malformations. PROIN ER may cause hypertension; therefore, use with caution in dogs with pre-existing heart disease, hypertension, liver disease, kidney insufficiency, diabetes, glaucoma, and conditions with a predilection for hypertension.

Use with caution in dogs receiving sympathomimetic drugs, tricyclic antidepressants, or monoamine oxidase inhibitors as increased toxicity may result. Use with caution in dogs administered halogenated gaseous anesthetics as this may increase the risk of cardiac arrhythmias.

A laboratory study on human blood revealed that phenylpropanolamine (PPA) used in conjunction with aspirin may potentiate decreased platelet aggregation.¹

PROIN ER may cause increased thirst; therefore, provide dogs with ample fresh water.

The safe use of PROIN ER has not been evaluated in dogs that are intended for breeding, or that are pregnant or lactating.

ADVERSE REACTIONS: Adverse Reactions are listed below for both PROIN ER (NADA Number 141-517) and PROIN Chewable Tablets (NADA 141-324) PROIN ER (NADA 141-517).

In the open-label clinical study involving 119 dogs administered PROIN ER once a day for 180 days, the following adverse reactions were observed.

Table 2. Number and percentage of dogs with adverse reactions in the 180-day open-label clinical study for PROIN ER

Adverse Reactions	Total N=119
Emesis 39	(32.8%)
Body weight loss (\geq 5%)	34 (28.6%)
Hypertension (\geq 160 mmHg) developed during study ^a	15 (12.6%)
Diarrhea	20 (16.8%)
Proteinuria	16 (13.4%)
Tachycardia (\geq 160 bpm)	11 (9.2%)
Lethargy	11 (9.2%)
Decreased appetite	10 (8.4%)
Urinary Tract Infection	10 (8.4%)
Elevated Alkaline phosphatase and/or Alanine Aminotransferase	7 (6.0%)
Hypoglycemia	4 (3.3%)
Hypercalcemia	3 (2.5%)
Increased BUN	2 (1.7%)
Bradycardia ($<$ 60 bpm)	2 (1.7%)
Seizures/twitching	2 (1.7%)

^aThere were an additional 21 dogs enrolled with hypertension who remained hypertensive throughout the study.

During the first week of administration of PROIN ER, 15% of dogs had reported emesis, diarrhea, or decreased appetite which improved or resolved prior to the Day 21 visit.

Four deaths occurred during the study. One dog was euthanized for pulmonary metastasis and one dog for poor quality of life due to hindlimb weakness. One dog had emesis and died at home; upon necropsy a foreign body was present in the small intestine. The fourth dog had been treated for a urinary tract infection three weeks prior to sudden death of undetermined cause.

PROIN Chewable Tablets (NADA 141-324):

Table 3 below includes the most common adverse reactions observed in the masked, placebo-controlled 28-day clinical study involving 123 PROIN Chewable Tablet-treated dogs and 61 placebo-treated dogs. In addition, one dog exhibited disorientation, nervousness, a 7.7% loss of body weight, and hypertension with proteinuria. A second dog exhibited restless behavior, lethargy, a 2.8% body weight loss, and proteinuria.

Table 3. Number and percentage of dogs with adverse reactions in the 28-day placebo-controlled clinical study for PROIN Chewable Tablets

Adverse Reactions	PROIN-treated (N=123)	Placebo-treated (N=61)
Emesis	20.3%	8.2%
Hypertension (\geq 160 mmHg) ^a	19.5%	14.7%
Anorexia	16.3%	3.3%
Body weight loss ($>$ 5%) ^b	16.1%	6.8%
Proteinuria	13.0%	8.2%
Anxiety/aggression/behavior change	9.7%	3.2%
Diarrhea	7.3%	9.8%
Polydipsia	6.5%	9.8%
Lethargy	5.7%	1.6%
Musculoskeletal Disorder	3.2%	1.6%
Insomnia/sleep disorder	2.5%	0.0%

^aOne or more systolic blood pressure readings of \geq 160 mmHg.

^bThe "N" for weight loss is PROIN-treated N=118 and placebo N=59 because seven dogs did not have a final weight at the time of withdrawal from the study.

One-hundred fifty-seven dogs continued into the 6-month open-label clinical study for PROIN Chewable Tablets. The most common adverse reactions are listed in Table 4 below. In addition, one dog exhibited progressively worsening hypertension with proteinuria. Five dogs enrolled in the study with pre-existing heart disease. Of these, one dog developed systolic failure with an unknown relation to treatment.

Table 4. Number and percentage of dogs with adverse reactions in the 6-month open-label clinical study for PROIN Chewable Tablets

Adverse Reactions	Total N=125
Hypertension (\geq 160 mmHg) ^a	34.6%
Body weight loss ($>$ 5%)	24.8%
Emesis	19.7%
Proteinuria	15.3%
Anorexia	10.2%
Diarrhea	6.4%
Lethargy	5.7%
Anxiety/aggression/behavior change	5.7%

^a Percent of dogs with systolic blood pressures of \geq 160 mmHg on day -7 were 30.2% and on day 0 were 33.3%.

Post Approval Experience for PROIN Chewable Tablets (2015):

The following adverse reactions are based on voluntary, post approval reporting for PROIN Chewable Tablets (2015). Not all adverse events are reported to FDA/CVM. It is not always possible to reliably estimate the adverse event frequency or establish a causal relationship to product exposure using these data. The signs reported are listed in decreasing order of reporting frequency by body system:

Gastrointestinal: Emesis, anorexia, diarrhea, hypersalivation
Behavioral: Agitation, lethargy, vocalization, confusion
General body system: Polydipsia, weight loss, weakness, fever
Respiratory: Panting

Dermatological: Erythema, piloerection
Hepatic: Elevated serum alanine aminotransferase (ALT), elevated serum alkaline phosphatase (ALP)
Neurologic: Ataxia, seizures, tremors
Renal/Urinary: Renal failure, hematuria, urinary retention
Cardiovascular: Tachycardia, hypertension, bradycardia, arrhythmias
Sensory: Ophthalmic disorders, mydriasis and eye redness

In some cases, death, including euthanasia, has been reported. Sudden death was sometimes preceded by neurologic signs, vocalization, or collapse. A necropsy of one dog revealed subarachnoid and intraventricular hemorrhage in the brain.

The following signs have been reported more often with a dose higher than the recommended dosage: agitation, arrhythmia, bradycardia, erythema, fever, hypersalivation, hypertension, lethargy, mydriasis, panting, piloerection, tachycardia, tremor, and urinary retention.

Contact Information For a copy of the Safety Data Sheet (SDS) or to report suspected adverse drug events, contact Pegasus Laboratories at 1-800-874-9764. For additional information about adverse drug experience reporting for animal drugs, contact FDA at 1-888-FDA-VETS or www.fda.gov/reportanimalae.

INFORMATION FOR DOG OWNERS:

Always follow the dosage instructions for PROIN ER provided by your veterinarian. Give PROIN ER with food and do not split or crush the tablet. Monitor your dog after giving PROIN ER to be sure all of it was consumed. If you have difficulty giving PROIN ER, contact your veterinarian.

PROIN ER may cause increased thirst; therefore, provide dogs with ample fresh water.

If you forget to give your dog a dose, then resume dosing at the next scheduled dose. Keep PROIN ER in a secured location out of reach of dogs, cats, and other animals to prevent accidental ingestion or overdose.

Contact your veterinarian immediately if the dog ingests more tablets than prescribed or if the dog ingests more tablets than prescribed or if other pets ingest PROIN ER. In the case of accidental ingestion by humans, contact a physician immediately.

Contact your veterinarian if you notice restlessness, irritability, loss of appetite, the incontinence persists or worsens, or any other unusual signs.

Consult your veterinarian before administering PROIN ER with any other medications.

CLINICAL PHARMACOLOGY:

Phenylpropanolamine is a chemical analogue of the endogenous sympathomimetic amines. It is an alpha-adrenergic agent which has been reported to increase urethral tone in dogs.² Its mechanism of action is not well determined, but it is believed to cause the release of norepinephrine by indirectly stimulating both the alpha and beta-adrenergic receptors of the smooth muscle to increase smooth muscle tone of the urethra, bladder neck, and the internal urethral sphincter.^{3,4}

In a crossover pharmacokinetic study of PROIN ER in fed and fasted dogs, post-prandial drug administration was associated with approximately a 23% increase in the maximum plasma concentration (C_{max}), but the area under the concentration vs time curve to the last quantifiable concentration (AUC_{last}) was similar in both fed and fasted states. The small decrease in the post-prandial AUC_{last} appeared to be attributable to the corresponding increase in the terminal elimination rate constant under the fed conditions. The time to C_{max} (T_{max}) was more variable in the fasted state, ranging from 1.5 to 8 hours compared to 2 to 6 hours for the fed state. The elimination half-life (t_{1/2}) was also more variable in the fasted state, ranging from 3.89 to 10.35 hours compared to 2.98 to 7.81 hours for the fed state.

EFFECTIVENESS:

Effectiveness of PROIN ER was demonstrated in a multi-center, prospective, open-label, 6-month study in client-owned dogs of various breeds. In this study, 119 dogs (113 spayed females, 19 males, aged 1-16 years and weighing 4.9-61.8 kg) who were considered well controlled for signs of urinary incontinence (UI) while receiving PROIN Chewable Tablets for at least 30 days prior to study start were enrolled in the study. Of these dogs, 104 were evaluated for effectiveness. The owners continued to administer PROIN Chewable Tablets twice a day and recorded episodes of UI during a baseline period (Day -7 through Day -1). After the baseline period, the owners transitioned to administration of PROIN ER once a day, at the labeled dose (see **Dosage and Administration**), and recorded urinary accidents for 28 days.

The primary variable was the ratio of average daily incidence of UI during the 7 days preceding the Day 28 clinic visit compared to the baseline period. It was concluded that PROIN ER was effective for the control of urinary incontinence due to urethral sphincter hypotonus in dogs.

Table 5. Clinical Effectiveness Results for PROIN ER

Ratio	Number of Dogs N=104
Ratio $>$ 1, indicating response measurement period was better than baseline period	19 (18.3%)
Ratio of 1, indicating no difference between response measurement period and baseline period	75 (72.1%)
Ratio $<$ 1, indicating response measurement period was worse than baseline period	10 (9.6%)

The secondary outcome variable was owner assessment of the control of UI at the end of the 28 day study period. The owner assessment was "improved" for 13 (12.5%) dogs, "stayed the same" for 90 (86.5%) dogs and "worsened" for 1 dog (1%).

ANIMAL SAFETY:

The safety of PROIN ER was established based on the safety data from PROIN Chewable Tablets (see below) and a comparative analysis of pharmacokinetic (PK) data for PROIN ER and PROIN Chewable Tablets. The statistical analysis of observed and simulated post-prandial pharmacokinetic data resulted in confidence limits consistent with equal or lower oral bioavailability for PROIN ER when administered once daily versus PROIN Chewable Tablets when administered twice daily. Therefore, the safety data from PROIN Chewable Tablets could be applied to PROIN ER. Emesis and hyperemia of the ventral abdomen were observed during the PK studies.

Target Animal Safety Study (PROIN Chewable Tablets, NADA 141-324)

In a target animal safety study, PROIN Chewable Tablets were administered to 32 healthy male and female Beagle dogs at 0, 2, 6 and 10 mg/kg of body weight (0, 1, 3 and 5 times the recommended dose; 8 dogs per group) twice daily for 26 consecutive weeks. The most pronounced finding was a dose-dependent increase in blood pressure. Mean systolic blood pressure was increased in all PPA-treated groups compared to the control, but mean values for all 4 groups were within the normal range. Mean diastolic and mean MAP (mean arterial pressure) were higher in the 3X and 5X groups, and in the 1X males. Dogs in the 3X and 5X groups had more individual systolic, diastolic, and MAP values above the normal range than the control group dogs. A dose-dependent decrease in heart rate was observed in the 3X and 5X dogs. In the 0, 1, 3, and 5X groups, 5%, 34%, 44%, and 40% of the total number of heart rates obtained from electro cardiograms for each group over the course of the study were below the normal range (70-120 beats per minute), with the lowest value being 51 bpm in 4 of the 1X group dogs. One dog in each of the 1X and 5X groups had an elevated heart rate between 150-180 beats per minute on at least 2 of the 13 physical exams. One dog in each of the 1X and 3X groups developed gallop heart sounds after treatment but that were noted in 12 of 13 and 6 of 3 physical exams respectively. Dogs in the PPA-treated groups exhibited anxious/restless behavior more frequently than the control group. One dog each in the 1X and 3X groups were responsible for the majority of the observations. A decline in mean body weight and body condition was observed in females in all 4 groups, including the control. One female in the 1X group lost 33% body weight. Emesis and loose stool occurred in a dose-related fashion, and most of the emesis episodes took place within 1 hour of dosing. Mean platelet counts were higher in at least one of the PPA-treated groups, with individual values up to 1.4X the upper limit of normal (ULN) in the 3X and 5X groups. The 3X and 5X groups had higher mean serum ALT values compared to the control. Mean ALT was within the normal range for all 4 groups. There were more dogs with ALT levels above the normal range in the 3 PPA-treated groups compared to the control, but increased values were transient and less than 1.8X ULN. All dogs had ALT values in the normal range at the conclusion of the study.

Tolerance study (PROIN Chewable Tablets, NADA 141-324)

In the separate tolerance study, 6 healthy female Beagle dogs were administered PROIN Chewable Tablets at 20 mg/kg body weight (10 times the recommended dose) twice daily for 21 consecutive days. Mean systolic blood pressure was increased in the 10X group compared to the control, but mean values were within the normal range for both groups. Mean diastolic pressures were above the normal range on days 7 and 21 for the 10X group, and day 14 for the control. The 10X dogs had hypertensive mean MAP values on days 7 and 21, whereas the control dog mean MAP values were in the normal range. There was a trend in 10X dogs for lower heart rates following initiation of PPA treatment. Four of 6 dogs in the 10X group had heart rates below the normal range on day 7, whereas none of the control dogs did. The 10X group dogs had increased hematocrit, hemoglobin, RBC counts, urine specific gravity, and water intake consistent with transient, sub-clinical dehydration that occurred shortly after PPA treatment was started. All 6 dogs in the 10X group developed emesis during the treatment period, whereas only 1 of the control dogs did. Most of the emesis episodes took place within 1 hour of dosing. Mean platelet counts were also higher in 10X dogs on all 3 exam days; mean values were above the normal range on day 7, with individual values up to 1.5X ULN. The 10X group had a higher mean serum ALT value on day 7 than the control. Mean ALT values for both groups were in the normal range on all 3 exam days, but 2 dogs in the 10X group had ALT values up to 1.4X ULN on day 7, these elevated values were transient, and all dogs had normal ALT values on days 14 and 21.

For either study, there was no evidence of chronic hypertension-induced target organ damage; there were no clinical findings attributable to PPA on the ophthalmic exams, electrocardiogram evaluation, or gross necropsy and histopathology.

STORAGE: Store at controlled room temperature 20-25°C (68-77°F), excursions permitted between 15-40°C (59-104°F).

HOW SUPPLIED: PROIN ER tablets contain 18, 38, 74 or 145 mg phenylpropanolamine hydrochloride per tablet. PROIN ER is packaged in bottles containing 30 or 90 tablets.

REFERENCES:

- Watson R, et al. Ephedra alkaloids inhibit platelet aggregation, blood coagulation and Fibrinolysis, 2010, 21:266-271.
- Richter K.P., Ling G.V. Clinical response and urethral pressure profile changes after phenylpropanolamine in dogs with primary sphincter incompetence. *JAVMA*, Vol. 187, No 6, September 15, 1985: 605-611.
- Scott, L., Leddy M. and Bernay, F. Evaluation of phenylpropanolamine in the treatment of urethral sphincter mechanism incompetence in the bitch. *J. Small Anim. Pract.* 2002;43(11): 493-6.
- Noel, S., et al. Combined pharmacokinetic and urodynamic study of the effects of oral administration of phenylpropanolamine in female Beagle dogs. *Vet. J. Small Anim. Clin.* 2010; 184(2): 201-207.

Approved by FDA under NADA #141-517

NDC: 49427-344-57, 49427-344-44, 49427-345-57, 49427-345-44, 49427-346-57, 49427-346-44, 49427-347-57, and 49427-347-44

PROIN ER is a trademark of Pegasus Laboratories, Inc.

4/2023

Manufactured By:
Pegasus Laboratories, Inc.
Employee-Owned
Pensacola, Florida 32514, USA

Restore your patients' rightful place with PROIN ER[®]

Learn more at proin-er.com



of American veterinary practices prescribe PRN[®] Pharmacal urinary health products.⁶

Ask your sales representative about pet owner educational tools for your clinic.

⁶Data on file.



PRN[®] Pharmacal, an employee-owned company, has been dedicated to developing specialized therapeutics that address the unmet, underserved and overlooked needs of the veterinary medicine community since 1978.

Our commitment: quality solutions — as needed, when needed.



PROIN ER[™] (phenylpropanolamine hydrochloride extended-release tablets)

Once-A-Day-Dosage | Available in 30 ct. & 90 ct. bottles

©2025 PRN Pharmacal, Inc. All rights reserved.
PROIN ER[™] Approved by FDA under NADA #141-517

